


SCHONBEK®

CHANDELIER 3774- ____ TK TRIM DIAGRAM

(Finish Option)



THIS DESIGN IS THE PROPRIETARY TRADE DRESS/TRADE MARK OF SCHONBEK WORLDWIDE LIGHTING INC.

24 + 1 Lights
Diameter: 45"
Body Length: 52"
Hanging Weight: 137 lbs.

SCHONBEK®

**Follow steps in exact order
Save this trim diagram for future reference**

1

IMPORTANT

Person who opens carton should record the following information for future service.

CODE # _____ Four-digit number on outside of carton.
PACKER # _____ See crystal package label.
ORDER # _____ See crystal package label.

SCHONBEK IS A WORLD LEADER IN CHANDELIER DESIGN. PATENTS INCLUDE:
#D5,222,805 & #D374,498

Instructions for electrician

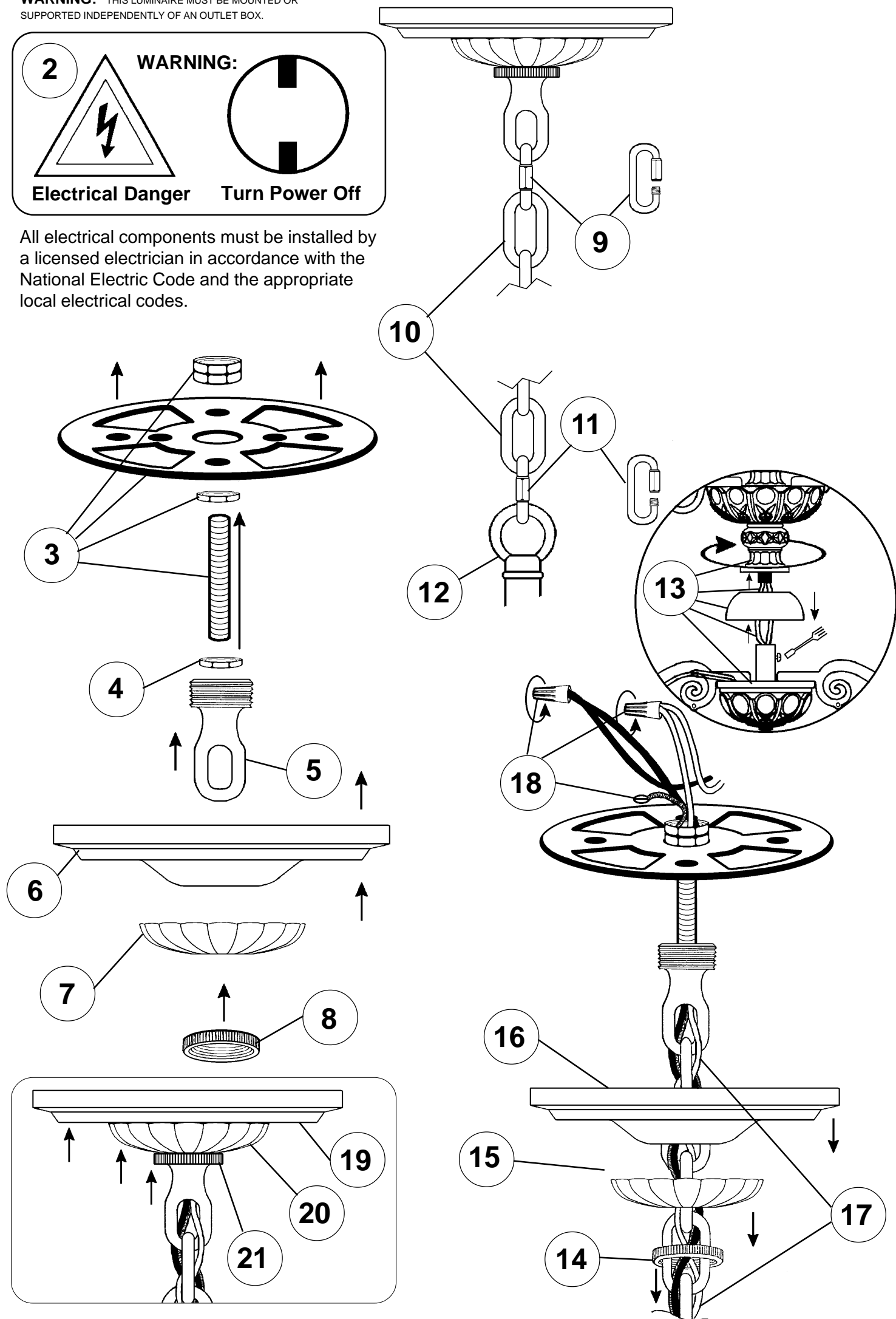
STEPS 2 - 21

WARNING: THIS LUMINAIRE MUST BE MOUNTED OR SUPPORTED INDEPENDENTLY OF AN OUTLET BOX.

2 **WARNING:**

Electrical Danger Turn Power Off

All electrical components must be installed by a licensed electrician in accordance with the National Electric Code and the appropriate local electrical codes.



SET #1

N2793TK	N4003TK	N4015TK	N4018TK	N4020TK	N4007TK	N4002TK	N4040TK
2"	2-1/2"	2-1/2"	2-1/2"	3"	3-1/2"	3-1/2"	3-1/2"
50mm	63mm	63mm	63mm	76mm	89mm	89mm	89mm

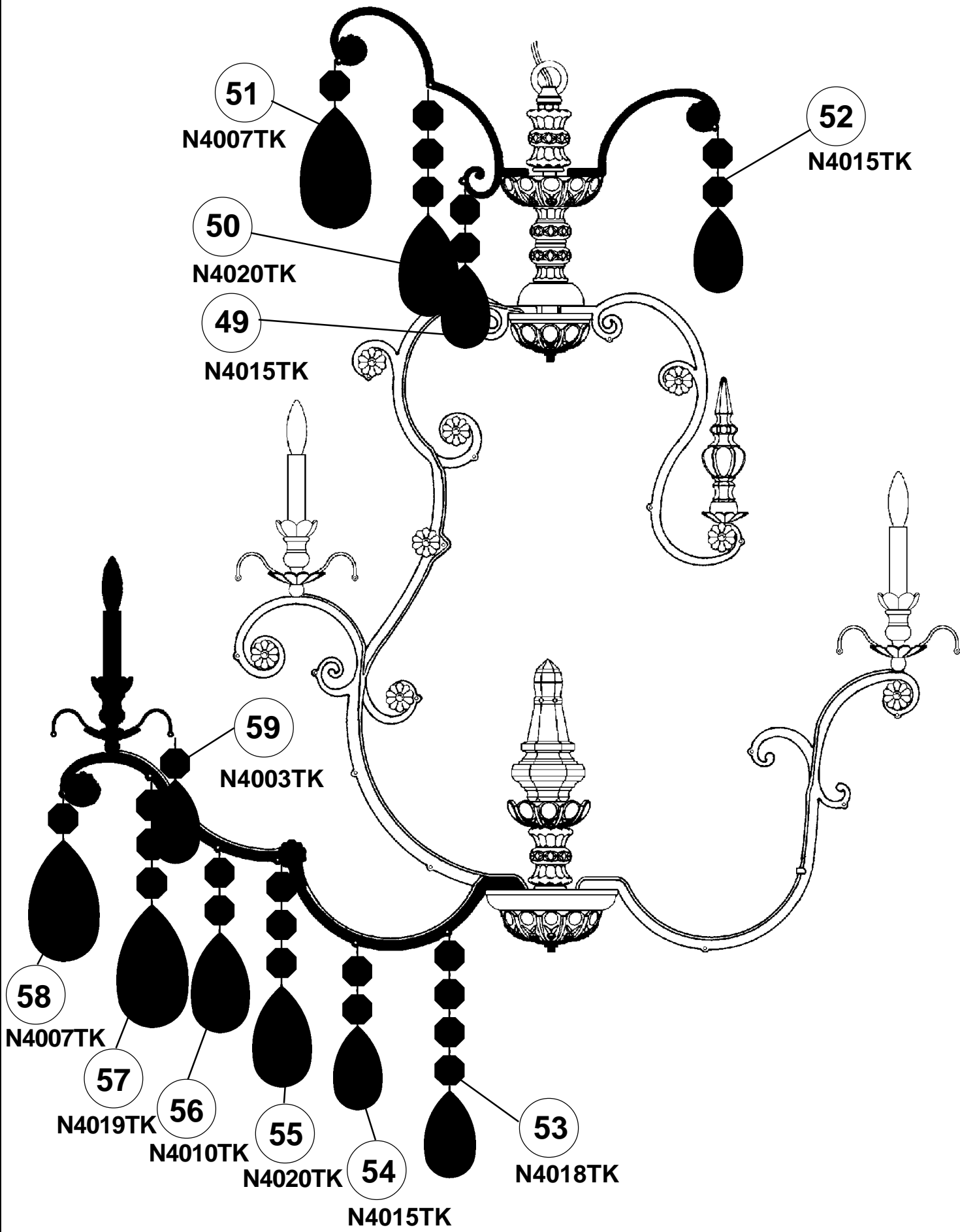
SET #2

N4044TK	N4003TK	N4015TK	N4004TK	N4000TK	N4001TK	N4002TK	N4019TK
2"	2-1/2"	2-1/2"	3"	3"	3-1/2"	3-1/2"	3-1/2"
50mm	63mm	63mm	76mm	76mm	89mm	89mm	89mm

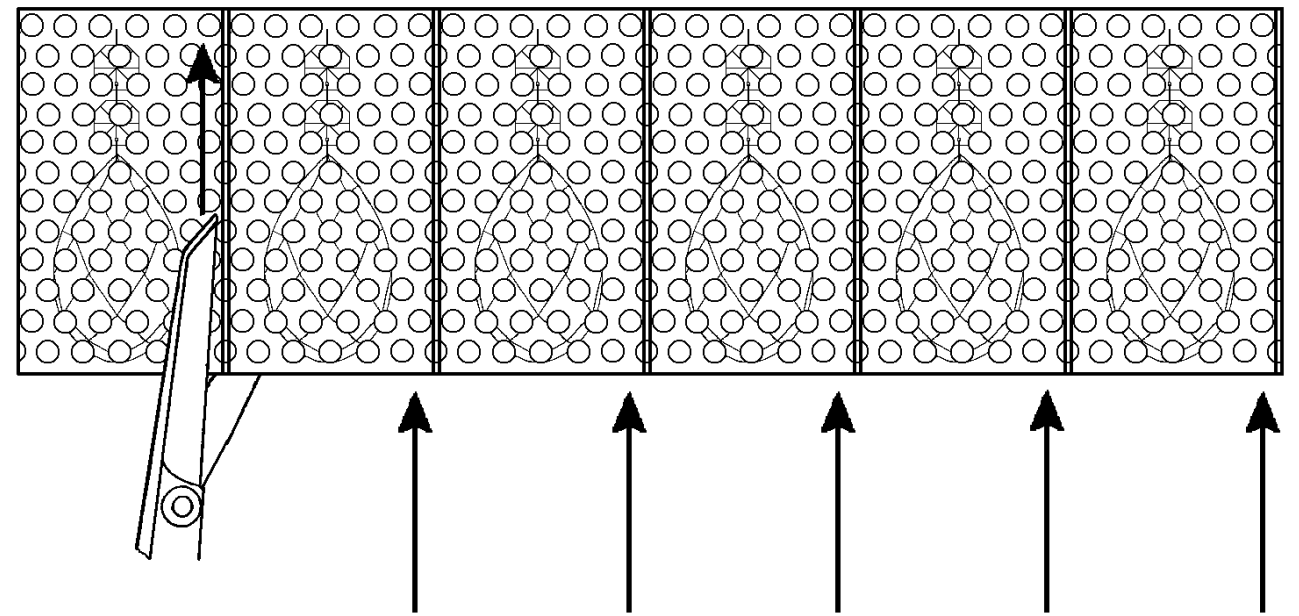
SET #3

N4003TK	N4015TK	N4018TK	N4010TK	N4020TK	N4007TK	N4019TK
2-1/2"	2-1/2"	2-1/2"	3"	3"	3-1/2"	3-1/2"
63mm	63mm	63mm	76mm	76mm	89mm	89mm

Crystal Set #3 in Black

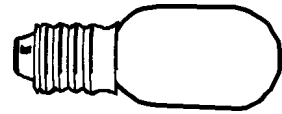


For easy removal of crystal from bubble pack, please cut along pouches on the inside of the seam. Gently remove crystal from the side of the pouch.



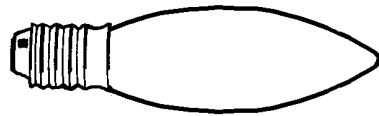
NOTE: Work on one crystal set at a time. Follow the black line from top to bottom according to the numbered steps on the trim diagram.

Instructions for crystal trimming
STEPS 22 - 59



You will need 1 - T7
15 Watts Max
(Center Light)

23



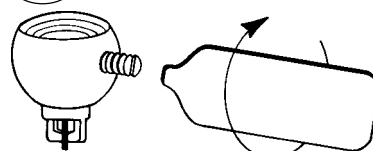
You will need 24 - C10
25 Watts Recommended
60 Watts Max

Install bulbs and be
sure to test fixture
BEFORE trimming.

FIXTURE INCLUDES:
Hanger Hardware
Trim - Frame
1 - T7 Light Bulb

DOES NOT INCLUDE:
C10 - Light Bulbs

27



Tighten With
Tool Provided.

Crystal Set #1 in Black

28

N2793TK

32

N4007TK

30

N4015TK

22

#90002TK

39

N4003TK

38

N4002TK

37

N4040TK

36

N4020TK

35

N4018TK

26

N10708TK

29

N4043TK

24

#9552/180TK

31

N4003TK

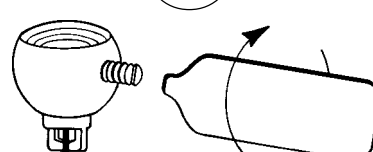
33

N10707TK

25

#9551/150/1TK

34



Tighten With
Tool Provided.

Crystal Set #2 in Black

#9418TK

#9319TK

#9419TK

#9419TK

40

N4044TK

#9302TK

41

N4044TK

43

N4001TK

48

N4003TK

47

N4019TK

42

N4000TK

#9302TK

#9418TK

#9319TK

44

N4015TK

45

N4002TK

46

N4004TK



**SPARE PARTS KIT
PROVIDED.**