



**Instructions for electrician
STEPS 2 - 18**

WARNING:

2


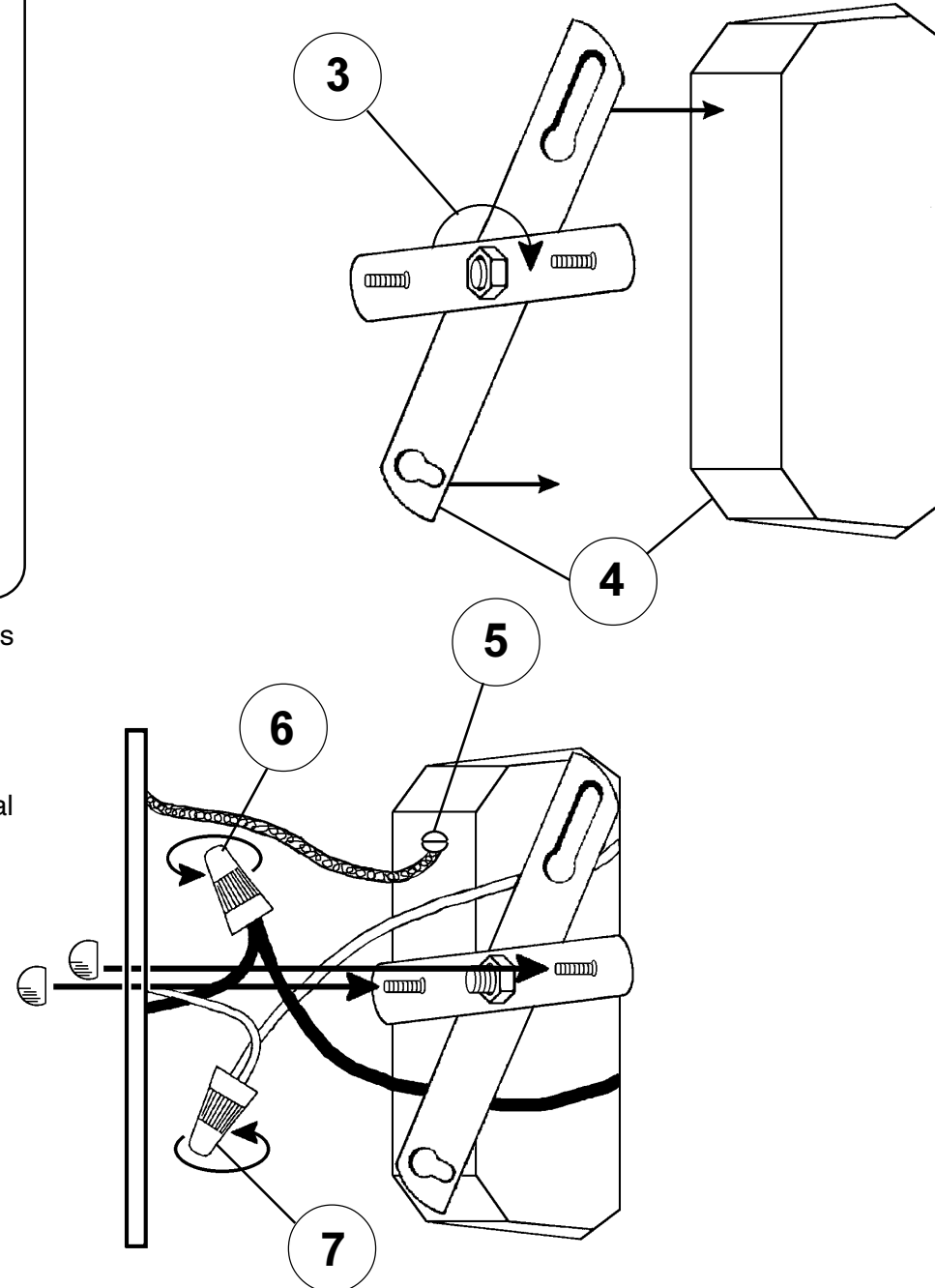


Electrical Danger




Turn Power Off

All electrical components must be installed by a licensed electrician in accordance with the National Electric Code and the appropriate local electrical codes.



CHANDELIER 5071- ___ ___ A TRIM DIAGRAM

(Finish Option)



3 Lights
Diameter: 11-1/2"
Body Length: 17"
Extension: 7-1/2"
Hanging Weight: 5 lbs.

THIS DESIGN IS THE PROPRIETARY TRADE DRESS/TRADEMARK OF SCHONBEK WORLDWIDE LIGHTING INC.

SCHONBEK®

**See diagram on back page
Follow steps in exact order
Save this trim diagram for future reference**

1

IMPORTANT

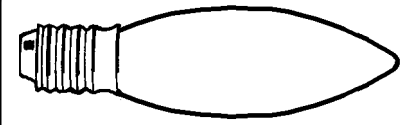
Person who opens carton should record the following information for future service.

CODE # _____ Four-digit number on outside of carton.
PACKER # _____ See crystal package label.
ORDER # _____ See crystal package label.

SCHONBEK IS A WORLD LEADER IN CHANDELIER DESIGN. PATENTS INCLUDE:

#D292,620, #D335,362, #D335,546, #D335,716, #D335,720, #D336,537, #D338,082, #D389,264, #D338,278, #D339,879, #D345,815, #D373,441, #D374,102, #D374,103, #D374,498, #D382,077, #D393,325, #D397,495, #D397,494, #D403,101, #D435,686, #D454,973, #D454,974, #D455,224, #D456,940, #D463,602S, #D463,603S, #D464,769S, #D468,480, #2,651,806, #5,104,082, #5,109,325, #5,116,009, #5,144,541, #5,205,644, #5,222,805, #5,241,460, #5,255,173, #5,258,900, #5,285,364, #5,404,285, #5,460,269, #5,567,046, #5,567,468, #5,573,330, #5,577,838, #5,588,744, #5,873,652, #5,906,430, #5,921,668 & #6,241,370B1


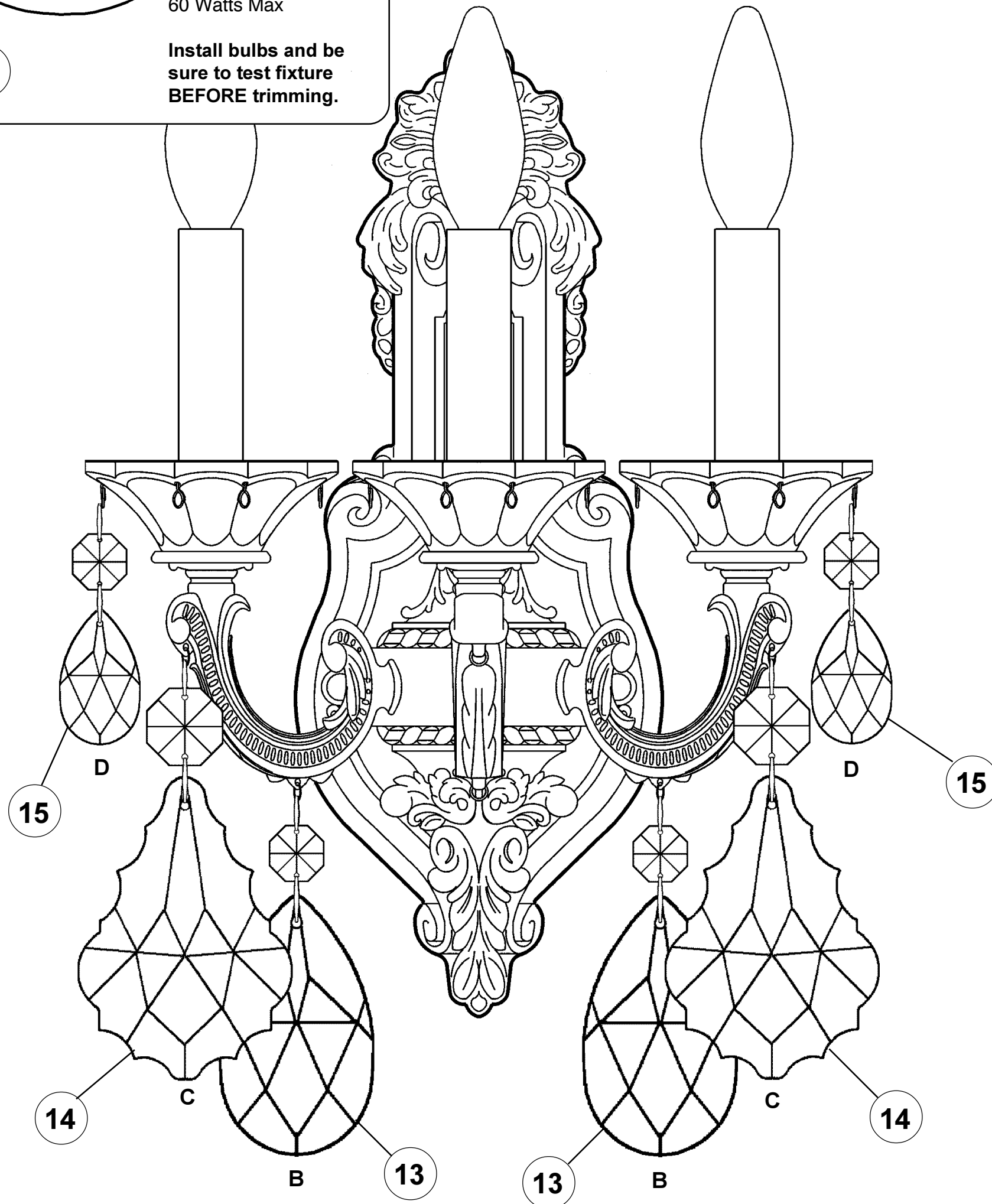
Instructions for crystal trimming
STEPS 10 - 15



You will need 3 - C10
 25 Watts Recommended
 60 Watts Max

10

**Install bulbs and be
 sure to test fixture
 BEFORE trimming.**



**HANG
 CRYSTAL
 WITH FLAT
 SIDE FACING
 FRONT**

